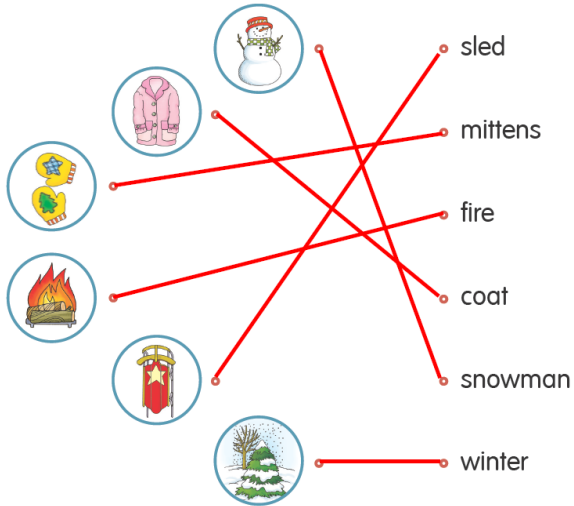


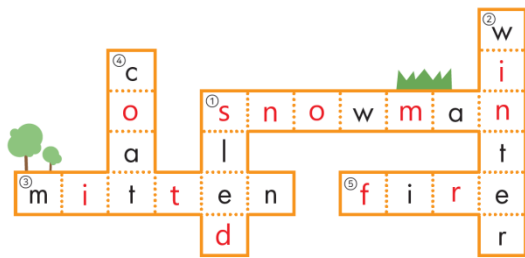
PRE-aa1-1 Winter

Vocabulary

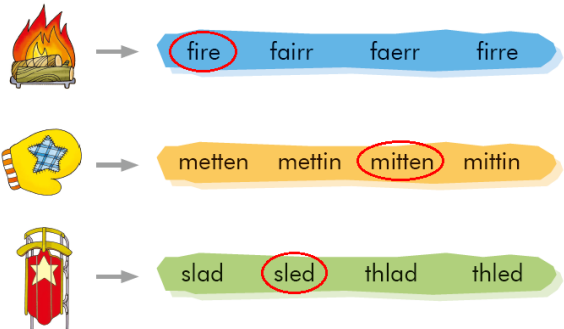
1.



2.



3.



Phonics

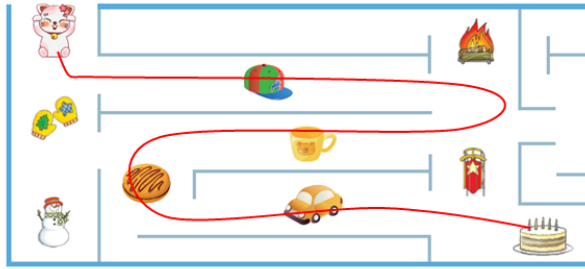
1. (b 따라 쓰기)

2.



3. (c 따라 쓰기)







4.



**Sight Words**

1. (the 따라 쓰기)

2.

the		the		the	
the snow		the ice skates		the sled	
the		the		the	
the snowman		the mitten		the coat	

3.

**Story 1 : The Winter**

The snow. The ice skates. The sled. The snowman.  
 The mittens. The coat. The fire.  
**The winter.**



**Speaking**

1. (빙고 게임: 한 줄 단어 연이어 맞추기, 단복수 주의하여 문장으로 말하기)

2.

It is a <u>sled</u> . sled / snowman	It is a <u>snowman</u> . sled / Snowman
It is a <u>coat</u> . coat / mitten	It is a <u>mitten</u> . coat / mitten

3.




<p>It is a coat.</p>  <p><input type="checkbox"/> Yes, it is. / <input checked="" type="checkbox"/> No, it is not.</p>	<p>It is a sled.</p>  <p><input checked="" type="checkbox"/> Yes, it is. / <input type="checkbox"/> No, it is not.</p>
---	---

**Grammar**

1.

 <p>ice skate / <u>ice skates</u></p>	 <p><u>sled</u> / sleds</p>
 <p><u>coat</u> / coats</p>	 <p>mitten / <u>mittens</u></p>

2.

 <p><input type="checkbox"/> a banana <input checked="" type="checkbox"/> bananas</p>	 <p><input type="checkbox"/> a balloon <input checked="" type="checkbox"/> balloons</p>	 <p><input checked="" type="checkbox"/> a ball <input type="checkbox"/> balls</p>
--	--	--

**Comprehension**

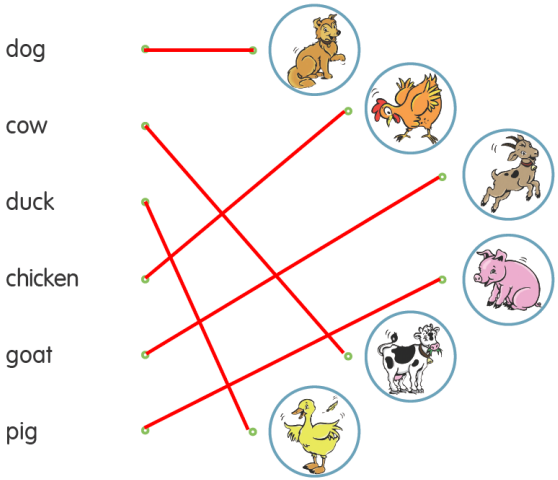
1.

 <p><b>s</b>now</p>	 <p>ice <b>s</b>kates</p>	 <p><b>s</b>led</p>
 <p><b>s</b>nowman</p>	<p><b>W</b>inter</p>	 <p><b>m</b>ittens</p>
 <p><b>c</b>oat</p>	 <p><b>f</b>ire</p>	 <p><b>w</b>inter</p>

# PRE-aa1-2 Farm Animals

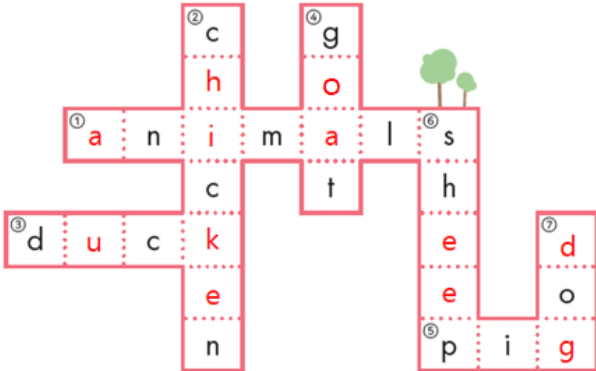
## Vocabulary

1.






2.

3.

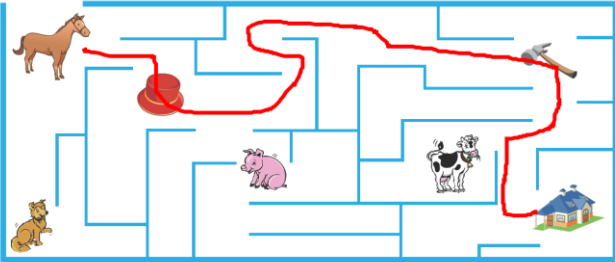


4.

 → **duck** duk dukc dukk  
 → seap **sheep** shiip shif  
 → gaot goot **goat** goatt





Phonics

- 1. goat    gum    gorilla
- 2. (따라 쓰기)
- 3. hat    hammer    house
- 4.



Sight Words


- 1. (따라 쓰기)
- 2.

	
I like the dog.	I like the pig.
	
I like the cow.	I like the duck.

3.





**Story 3 : Farm Animals**

The dog. The pig. The chicken. The goat.  
 The cow. The duck. The sheep.  
 The animals.







**Speaking**

1.



<p>1. What is <u>it</u>?              It is a pig.</p> 	<p>2. What is <u>it</u>?  <u>It</u> is a dog.</p> 
<p>3. What is <u>it</u>?  <u>It</u> is a duck.</p> 	<p>4. What is <u>it</u>?  <u>It</u> is a goat.</p> 

2. cow ('소' 그림 그리기)

3.

<p>▶ Is it a dog?</p>  <p><u>Yes, it is.</u></p> <p>Yes, it is. / No, it is not.</p>	<p>▶ Is it a pig?</p>  <p><u>No, it is not.</u></p> <p>Yes, it is. / No, it is not.</p>
<p>▶ Is it a chicken?</p>  <p><u>No, it is not.</u></p> <p>Yes, it is. / No, it is not.</p>	<p>▶ Is it a cow?</p>  <p><u>Yes, it is.</u></p> <p>Yes, it is. / No, it is not.</p>

4.

<p>Is it a sheep? </p> <p><input checked="" type="checkbox"/> <input type="checkbox"/></p> <p>Yes, it is. / No, it is not.</p>	<p>Is it a goat? </p> <p><input type="checkbox"/> <input checked="" type="checkbox"/></p> <p>Yes, it is. / No, it is not.</p>
---	---

Grammar

1. (따라 쓰기)

2.

빨간색 색칠하기  
(a 가 붙는 단어)



파란색 색칠하기  
(an 이 붙는 단어)







Comprehension

1.


□	△	▽	○	☆	☆	d	u	c	k
◁	□	○	c	o	w	o	△	☆	□
○	f	□	h	□	o	o	o	▽	◇
△	a	n	i	m	a	l	s	☆	☆
○	r	◇	c	o	☆	o	h	○	○
☆	m	△	k	☆	o	o	e	▽	◁
▽	o	▷	e	▽	o	△	e	□	□
a	□	▽	n	☆	▽	□	b	i	g
▽	o	□	o	□	o	▷	□	o	o
☆	o	g	◁	☆	g	o	a	t	□

2.







			
g h	g h	g h	g h

3.

**Farm Animals**



4.

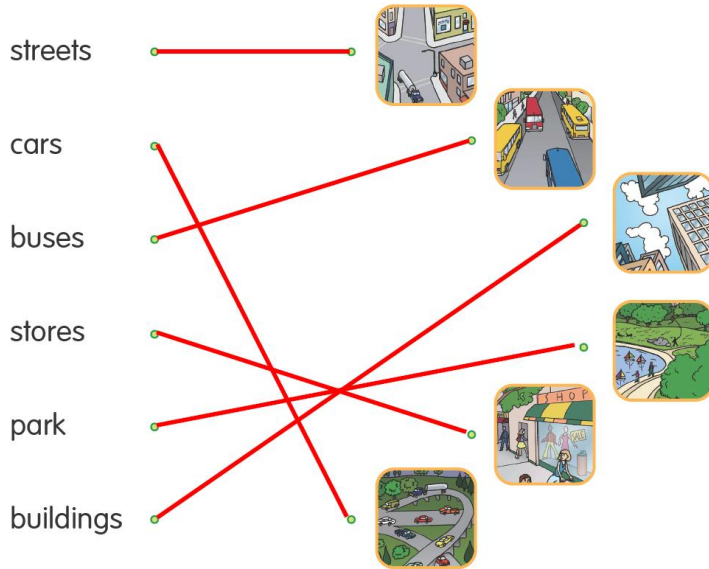
		
d o g	p i g	g o a t
		
d u c k	s h e e p	c o w



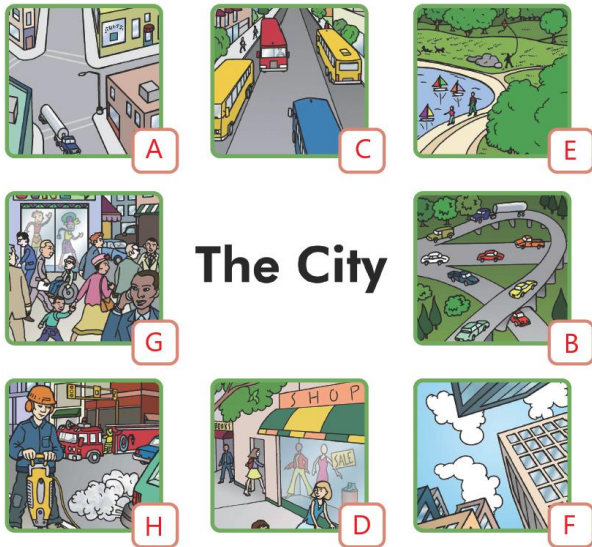
## PRE-aa1-3-The City

### Vocabulary


1.



2.



3.

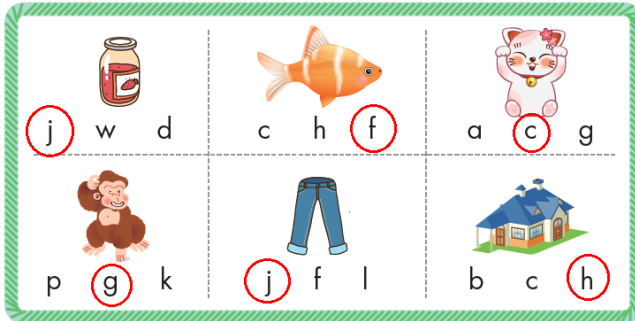


- 1) 오른쪽에 파란색 건물
- 2) 건물 앞에 도로
- 3) 도로 위에 녹색 버스

**Phonics**

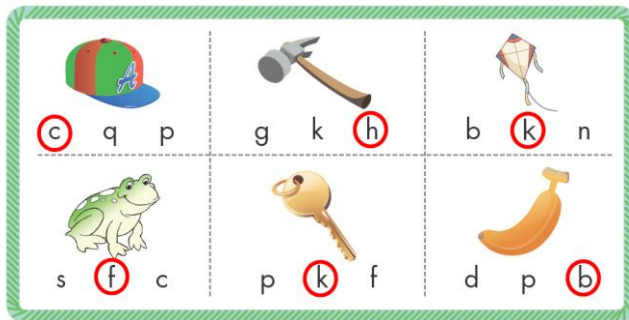
1. jet      jam      jeans

2.



3. kangaroo      key      kite









4.



**Sight Words**

1. (따라 쓰기)

2.

1) <u>The</u> pencil is on <u>the</u> paper. 	5) I <u>like</u> <u>the</u> pig. 
2) <u>The</u> paper is on <u>the</u> book. 	6) I <u>like</u> <u>the</u> cow. 
3) <u>The</u> book is on <u>the</u> backpack. 	7) I <u>like</u> <u>the</u> park. 
4) I <u>like</u> <u>the</u> dog. 	9) I <u>like</u> <u>the</u> city. 

3.

**Story 4 : The City**

The streets. The cars. The buses. The stores.  
 The park. The big buildings. The people.  
 The noise.

**Speaking**

1.

A: Is it a car? B: Yes, it is. It is a car.		
A: Is it a bus? B: No, it is not. It is a store.		
A: Is it a building? B: Yes, it is. It is a building.		

2. a car (차 그림 그리기)

**Grammar**

1.

city dog cow park book store car father  
 goat desk people sled coat teacher mother pig

2.

<p style="text-align: center; background-color: #007bff; color: white; margin: 0;"><b>Places</b></p> <p style="text-align: center; margin: 5px 0;">city</p> <p style="text-align: center; margin: 5px 0;">park</p> <p style="text-align: center; margin: 5px 0;">store</p>	<p style="text-align: center; background-color: #28a745; color: white; margin: 0;"><b>People</b></p> <p style="text-align: center; margin: 5px 0;">father</p> <p style="text-align: center; margin: 5px 0;">people</p> <p style="text-align: center; margin: 5px 0;">teacher</p> <p style="text-align: center; margin: 5px 0;">mother</p>
<p style="text-align: center; background-color: #dc3545; color: white; margin: 0;"><b>Animals</b></p> <p style="text-align: center; margin: 5px 0;">dog</p> <p style="text-align: center; margin: 5px 0;">cow</p> <p style="text-align: center; margin: 5px 0;">goat</p> <p style="text-align: center; margin: 5px 0;">pig</p>	<p style="text-align: center; background-color: #ffc107; color: white; margin: 0;"><b>Things</b></p> <p style="text-align: center; margin: 5px 0;">book</p> <p style="text-align: center; margin: 5px 0;">car</p> <p style="text-align: center; margin: 5px 0;">desk</p> <p style="text-align: center; margin: 5px 0;">sled</p> <p style="text-align: center; margin: 5px 0;">coat</p>

Comprehension

1.

t e r s t e <u>s t r e e t</u>	p a r k <u>p a r k</u>
o t s r e <u>s t o r e</u>	e o p p l e <u>p e o p l e</u>
g b d n i u i l <u>b u i l d i n g</u>	s o e n i <u>n o i s e</u>
a r c <u>c a r</u>	s b u <u>b u s</u>


2.

 b <u>c</u>	 <u>d</u> f	 <u>g</u> h	 j <u>k</u>
 <u>b</u> c	 d <u>f</u>	 g <u>h</u>	 <u>j</u> k
 b <u>c</u>	 d <u>b</u>	 <u>g</u> h	 j <u>k</u>

PRE-aa1-4 Go, Go, Go

Vocabulary

1.



2.

<u>d</u> og	<u>p</u> ig	<u>b</u> ird	<u>c</u> at
<u>g</u> oat	<u>c</u> ow	<u>d</u> uck	<u>a</u> nimals

3. 1) log 2) hat 3) how 4) wig 5) boat

4. (숫자 쓰고, 동물 이름 따라 쓰기)

	one	dog
	two	pigs
	three	birds
	four	cats
	five	goats
	six	cows
	seven	ducks





5.

- 1) The dogs go.
- 2) The pigs go.
- 3) The birds go.
- 4) The animals go.

**Phonics**







1. lion      lemon      log

2.

 (kangaroo)	_____	 (lemon)	LI
 (log)	LI	 (chicken)	_____

3. monkey      moon      mouse


4.

 (lemon) m	 (monkey)   m	 (log) m
 (mouse)   m	 (lion) m	 (moon)   m

**Sight Words**

1. 따라 쓰기

2.

The  go to the  .

The dogs go to the playground.

The  go to the .

The pigs go to the house.

The  go to the .

The birds go to the mountain.

The  go to the .

The cats go to the park.






3.

**Story 5 : Go, Go, Go**

The dogs go. The pigs go. The birds go.  
 The cats go. The goats go. The cows go.  
 The ducks go. The animals go.

**Speaking**

1.

	A: How many birds do you have? B: I have two birds.	Yes / <input checked="" type="radio"/> No
	A: How many dogs do you have? B: I have one dog.	Yes / <input checked="" type="radio"/> No
	A: How many cats do you have? B: I have three cats.	<input checked="" type="radio"/> Yes / No
	A: How many goats do you have? B: I have one goat.	Yes / <input checked="" type="radio"/> No
	A: How many ducks do you have? B: I have two ducks.	<input checked="" type="radio"/> Yes / No

Grammar

1.

- three pigs
- four birds
- five cats
- six ducks

Comprehension

1.

dog pig cat

bird goat cow

duck animals

GO GO GO

2.

pig

cat

cow

an animal with whiskers and a long tail

an animal that sounds "oink"

a big animal that gives milk



3.

<u>b</u> <u>i</u> <u>r</u> <u>d</u> <u>s</u>	<u>c</u> <u>a</u> <u>t</u> <u>s</u>
<u>c</u> <u>o</u> <u>w</u> <u>s</u>	<u>g</u> <u>o</u> <u>a</u> <u>t</u> <u>s</u>
<u>a</u> <u>n</u> <u>i</u> <u>m</u> <u>a</u> <u>l</u> <u>s</u>	<u>d</u> <u>u</u> <u>c</u> <u>k</u> <u>s</u>

4. 1) dogs 2) pigs 3) birds 4) cats

5. (좋아하는 동물 그림 그리기, 동물 이름 쓰기, 문장 따라 쓰기)


(Sample Answer)




It's a dog.

It's my favorite animal.

6.



- a pig
- pigs



- a goat
- goats



- a cow
- cows

## PRE-aa2-1 My Family

### Vocabulary

1.

f a t h e r	m o t h e r
b r o t h e r	s i s t e r
g r a n d f a t h e r	g r a n d m o t h e r
m e	f a m i l y

2.

Across →

- ① grandmother
- ③ father
- ⑤ sister

Down ↓

- ② mother
- ④ brother
- ⑥ grandfather

3.



m o t h e r



f a t h e r



s i s t e r

4.

1) mother

2) father

3) brother

4) sister

5) grandfather

6) grandmother

7) family





5.

f a t h e r	b r o t h e r
s i s t e r	m o t h e r

**Phonics**







1. nose    nest    net

2.

	Nn		Nn
	Nn		

3. pencil    pizza    pear







4.

(pear)  n p	(net)  p n	(police officer)  n p
(nest)  p n	(purple)  n p	(nose)  p n

**Sight Words**

1. (따라 쓰기)

2.

I like <u>my</u>  . (문장 읽기) I like my mother.	I like <u>my</u>  . (문장 읽기) I like my father.
I like <u>my</u>  . (문장 읽기) I like my brother.	I like <u>my</u>  . (문장 읽기) I like my sister.
I like <u>my</u>  . (문장 읽기) I like my grandfather.	I like <u>my</u>  . (문장 읽기) I like my grandmother.







3.

Story: My Family

My mother. My father. My brother.  
 My sister. My brother. My grandfather.  
 My grandmother. Me.  
 My family and me.

Speaking

1.

	A: Who is he? B: He is my father.	Yes / No
	A: Who is he? B: He is my grandfather.	Yes / No
	A: Who is she? B: She is my mother.	Yes / No
	A: Who is she? B: She is my sister.	Yes / No
	A: Who is he? B: He is my brother.	Yes / No
	A: Who is she? B: She is my grandmother.	Yes / No

Grammar

1.

He	She	They
A E	C F	B D


2. 1) like 2) like 3) likes 4) likes 5) like

**Comprehension**

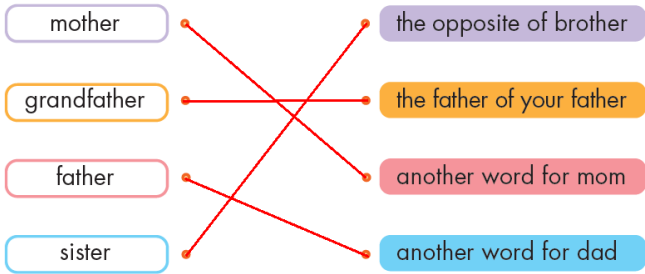
1.

<u>f</u> ather	<u>m</u> other	<u>b</u> rother
<u>s</u> ister	<u>g</u> randfather	<u>g</u> randmother
<u>m</u> e	<u>f</u> amily	

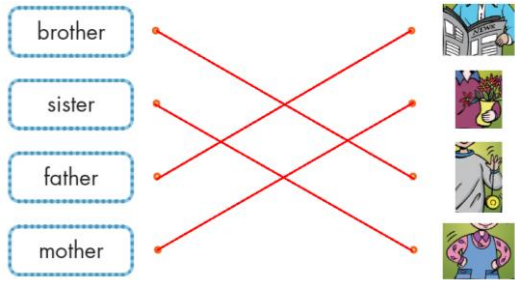
2.



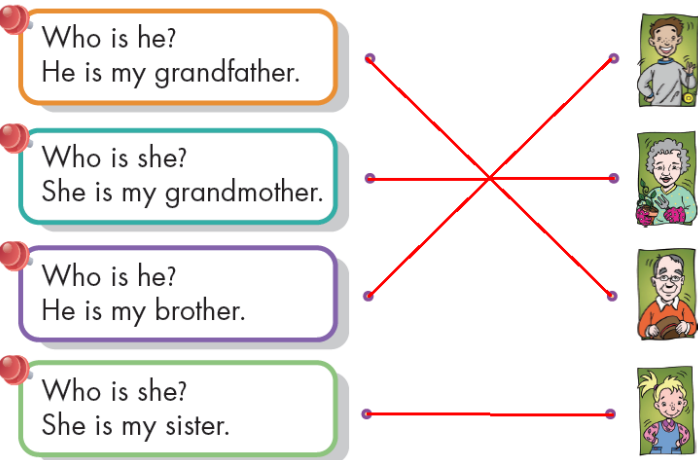
3.



4.



5.



# PRE-aa2-2-Big

## Vocabulary

1.

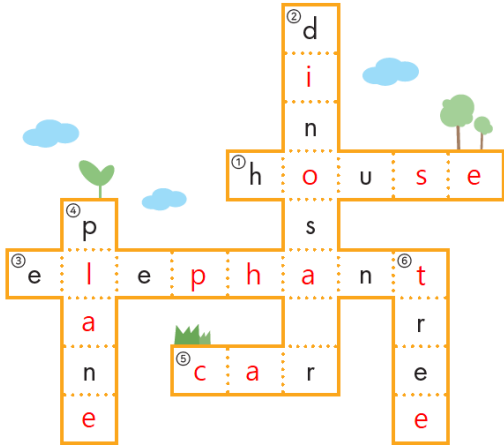


2.

<u>t</u> ree	<u>d</u> inosaur	<u>c</u> ar	<u>p</u> lane
<u>b</u> us	<u>h</u> ouse	<u>e</u> lephant	<u>d</u> og

3. 1) mouse 2) plus 3) bee 4) crane 5) king

4.

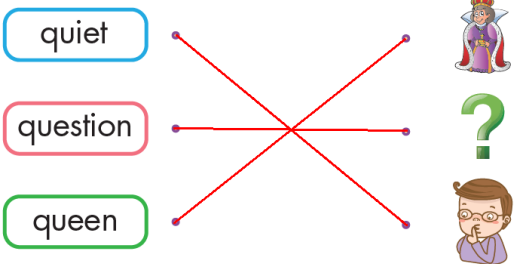


5. 1) a big house 2) a big plane 3) a big tree 4) a big dinosaur

## Phonics

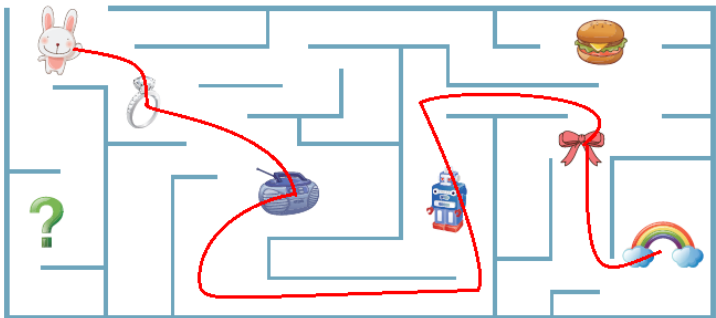
1. queen      quilt      question

2.



3. r\_ing    r\_obot    r\_abbit

4.



Sight Words

1. (따라 쓰기)

2.

I have a big  .	I have a big  .
(문장 읽기) I have a big house.	(문장 읽기) I have a big plane.
I have a big  .	I have a big  .
(문장 읽기) I have a big dog.	(문장 읽기) I have a big tree.
I have a big  .	I have a big  .
(문장 읽기) I have a big car.	(문장 읽기) I have a big elephant.
I have a big  .	I have a big  .
(문장 읽기) I have a big bus.	(문장 읽기) I have a big dinosaur.

3.

Story: Big

A big house. A big dog. A big car.  
 A big bus. A big plane. A big tree.  
 A big elephant. A big dinosaur.

Speaking

1.

A: Do you like dogs? B: No, I don't. I like cats.		
A: Do you like dinosaurs? B: Yes, I do. I like dinosaurs.		
A: Do you like trees? B: Yes, I do. I like trees.		
A: Do you like cars? B: Yes, I do. I like cars.		
A: Do you like a plane? B: No, I don't. I like a train.		

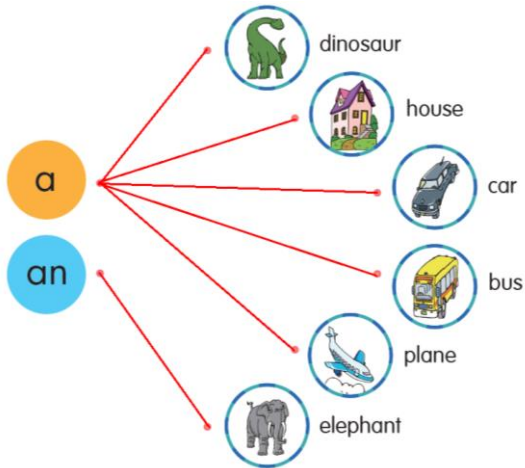
2.

▶ Is it a big dog? Yes, it is. It is a <u>big</u> dog.	▶ Is it a big dog? No, it is not. It is a <u>little</u> dog.
big / little	big / little



**Grammar**

1.



2.

- 1) I have ( **a** / an ) bus.
- 2) I have ( **a** / an ) car.
- 3) I have ( a / **an** ) elephant.
- 4) I have ( **a** / an ) dinosaur.
- 5) I have ( **a** / an ) house.
- 6) I have ( **a** / an ) plane.

**Comprehension**

1.

<u>h</u> ouse	dog	car
bus	<u>p</u> lane	tree
<u>e</u> lephant	<u>d</u> inosaur	

2.

▶ Is it a big plane?

Yes, it is. /  No, it is not.




▶ Is it a big plane?

Yes, it is. /  No, it is not.


3.

 h m	 d b	 r c	 b f
 n p	 g t	 e a	 d j







4.

 → plane    flane    prane  
 →    houce    howse    house  
 →    dinosore    dinosaur    dainosore

5.

1	 I see a big <u>cat</u> . <span style="border: 1px solid red; border-radius: 10px; padding: 2px;">cat</span> / car)
2	I see a big <u>dinosaur</u> . <span style="border: 1px solid red; border-radius: 10px; padding: 2px;">dinosaur</span> / dog)
3	I see a big <u>bus</u> . (bird / <span style="border: 1px solid red; border-radius: 10px; padding: 2px;">bus</span> )
4	I see a big <u>plane</u> . <span style="border: 1px solid red; border-radius: 10px; padding: 2px;">plane</span> / pizza)
5	I see a big <u>tree</u> . <span style="border: 1px solid red; border-radius: 10px; padding: 2px;">tree</span> / turtle)
6	I see a big <u>house</u> . (hamster / <span style="border: 1px solid red; border-radius: 10px; padding: 2px;">house</span> )

6.

(queen)				(ring)
(rainbow)		<span style="border: 1px solid black; padding: 5px;">r</span>		(question)
(rabbit)		<span style="border: 1px solid black; padding: 5px;">q</span>		(quilt)

## PRE-aa2-3-Pets

### Vocabulary

1.

b	A	C	E	G	I	K	c	a	t	M	O
u	Q	S	U	W	Y	B	D	F	u	H	J
n	L	N	P	R	T	V	X	Z	r	A	C
n	E	G	I	K	h	a	m	s	t	e	r
y	M	b	i	r	d	W	o	Y	I	B	D
F	H	J	L	N	P	R	u	T	e	V	X
Z	B	D	F	H	J	L	s	N	P	R	T
V	d	X	Z	A	C	E	e	G	I	K	M
O	o	Q	S	U	W	Y	A	B	C	D	E
F	g	o	I	d	f	i	s	h	G	H	I

2.

- |                               |                              |
|-------------------------------|------------------------------|
| 1) I have a <u>cat</u> .      | 2) I have a <u>dog</u> .     |
| 3) I have a <u>bunny</u> .    | 4) I have a <u>bird</u> .    |
| 5) I have a <u>goldfish</u> . | 6) I have a <u>mouse</u> .   |
| 7) I have a <u>turtle</u> .   | 8) I have a <u>hamster</u> . |

3.

<u>t</u> <u>u</u> <u>r</u> <u>t</u> <u>l</u> <u>e</u>	<u>m</u> <u>o</u> <u>u</u> <u>s</u> <u>e</u>
<u>b</u> <u>u</u> <u>n</u> <u>n</u> <u>y</u>	<u>h</u> <u>a</u> <u>m</u> <u>s</u> <u>t</u> <u>e</u> <u>r</u>

4.

**Across →**

① hamster  
③ bird  
⑤ goldfish

**Down ↓**

② turtle  
④ mouse  
⑥ dog

5.

<u>b</u> ird	<u>m</u> ouse	<u>t</u> urtle
<u>g</u> oldfish	<u>h</u> amster	<u>b</u> unny

**Phonics**

1. sun   sock   seven

2.





3. tiger   ten   turtle

4. (t 로 시작되는 단어만 따라 쓰기)   ten   table   tiger

**Sight Words**

1. (따라 쓰기)


2.

I have <b>a</b> 	I like <b>my</b> 
(문장 읽기) I have a cat.	(문장 읽기) I like my cat.
I have <b>a</b> 	I like <b>my</b> 
(문장 읽기) I have a bunny.	(문장 읽기) I like my bunny.
I have <b>a</b> 	I like <b>my</b> 
(문장 읽기) I have a hamster.	(문장 읽기) I like my hamster.

3.









Story: Pets

The **cat**. The **dog**. The **bunny**.  
 The **bird**. The **goldfish**. The **mouse**.  
 The **turtle**. The **hamster**.



Speaking

1.

1 Do you have a cat? Yes, I have a <b>cat</b> .	→  
2 Do you have a hamster? Yes, I have a <b>hamster</b> .	→  
3 Do you have a turtle? No, I don't have a <b>turtle</b> . I have a bird.	→  
4 Do you have a mouse? No, I don't have a <b>mouse</b> . I have a goldfish.	→  

2.



**Grammar**

1.

- 1) The dog is big.                      2) My cat is cute.                      3) The rabbit has a carrot.  
 4) My bird can talk.                      5) The goldfish can swim.                      6) My turtle is slow.  
 7) The hamster is small.

2.

- 1) A girl sits on the bench.                      2) A big building is in the city.  
 3) The tree has apples.                      4) My house is big.

**Comprehension**

1.

<b>Animals</b>	pig	desk	goat	cow
<b>Family</b>	father	mother	grandfather	bus
<b>Transportation</b>	car	plane	bus	tree
<b>Pets</b>	fire	goldfish	hamster	bunny

2.

- 1) cat      dog      turtle      bird      ~~lemon~~  
 2) goat      ~~queen~~      cow      duck      pig  
 3) grandfather      sister      ~~pet~~      brother      mother  
 4) ~~pizza~~      bus      car      plane      train


3.

family      transportation      animals

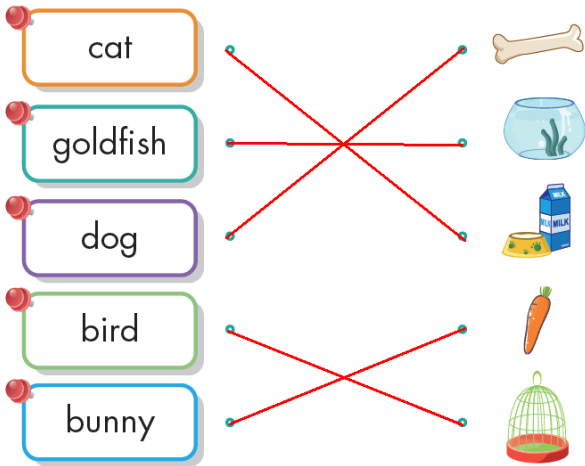
4.

 → turtle    turtle    trutle





 → goldfish    goldfich    koldfish

 → hamsture    hamcter    hamster

5.



6.

			
b s	c h	t f	k g

## PRE-aa2-4-Little

### Vocabulary

1.



2.

- 1) I have a little house.      2) I have a little car.      3) I have a little plane.  
 4) I have a little tree.      5) I have a little bug.      6) I have a little mouse.  
 7) I have a little baby.

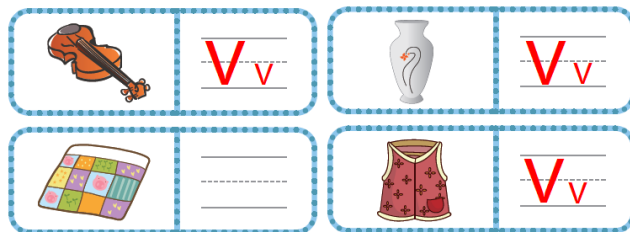
3.

- 1) a little baby      2) a little bug  
 3) a little mouse      4) a little plane

### Phonics

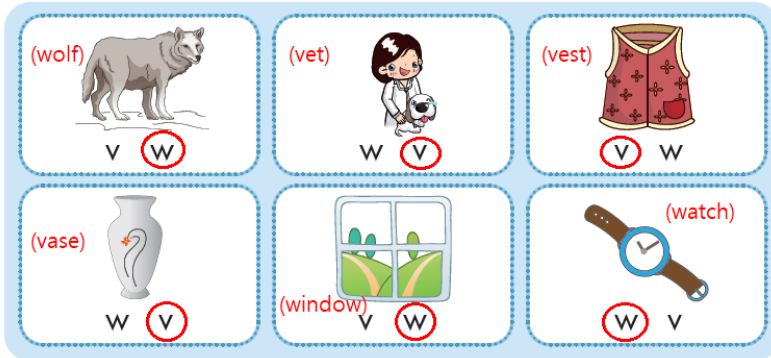
1. vest      vase      vet

2.



3. window      watch      web

4.





**Sight Words**

1. (따라 쓰기)

2.

I have a **little**  . (문장 읽기) I have a little house.

I have a **little**  . (문장 읽기) I have a little bug.

I have a **little**  . (문장 읽기) I have a little mouse.

I have a **little**  . (문장 읽기) I have a little baby.

3.

**Story: Little**

A **little** house. A **little** dog. A **little** car.  
 A **little** plane. A **little** tree. A **little** bug.  
 A **little** mouse. A **little** baby.



## Speaking

1.

A: Do you have a big plane?  
B: No, I don't.  
I have a little plane.



A: Do you have a big tree?  
B: No, I don't.  
I have a little tree.



A: Do you have a big dog?  
B: Yes, I do.  
I have a big dog.



A: Do you have a big car?  
B: Yes, I do.  
I have a big car.



A: Do you have a big bug?  
B: No, I don't.  
I have a little bug.



2.

► Do you like the plane?



Yes, I do. /  No, I do not.

► Do you like the mouse?



Yes, I do. /  No, I do not.

3.

I have <u>two cars</u> . (one car / <u>two cars</u> )	I have <u>one plane</u> . ( <u>one plane</u> / three planes)
I have <u>one bug</u> . ( <u>one bug</u> / two bugs)	I have <u>two trees</u> . (one tree / <u>two trees</u> )

4.

► I have two birds.



Yes, you have.  
 No, you do not have.

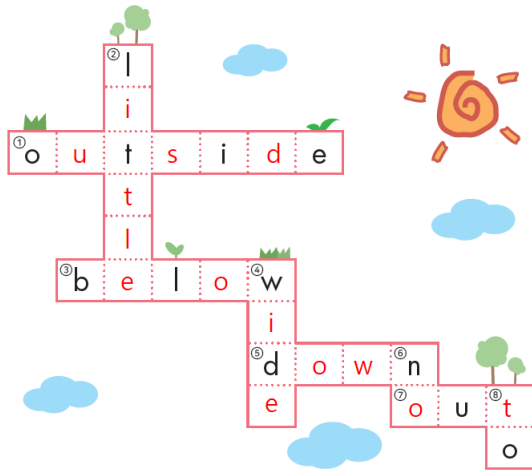
► I have a mouse.



Yes, you have.  
 No, you do not have.









**Grammar**

1.



**Comprehension**

1.

- |   |   |   |
|---|---|---|
| 1 |    | I like a <u>house</u> . ( <del>house</del> / hamster) |
| 2 |  | I have a <u>dog</u> . (dinosaur / <del>dog</del> )    |
| 3 |  | I like a <u>car</u> . ( <del>car</del> / card)        |
| 4 |  | I have a <u>plane</u> . (panda / <del>plane</del> )   |
| 5 |  | I like a <u>mouse</u> . (mom / <del>mouse</del> )     |
| 6 |  | I have a <u>tree</u> . ( <del>tree</del> / turtle)    |
| 7 |  | I like a <u>baby</u> . ( <del>baby</del> / ball)      |
| 8 |  | I have a <u>bug</u> . (brother / <del>bug</del> )     |

2.

What is that?  
It is a little tree.

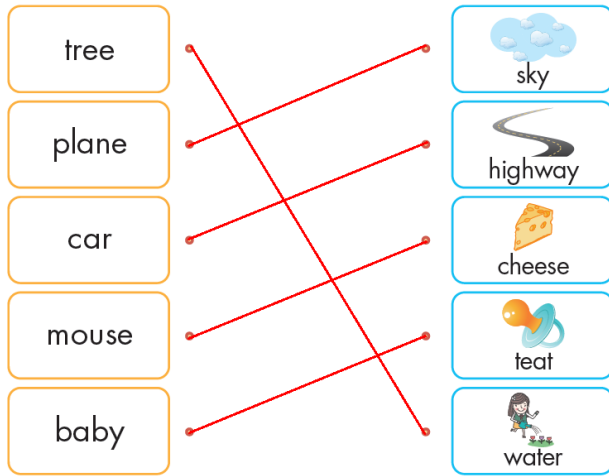
What is that?  
It is a little bug.

What is that?  
It is a little house.

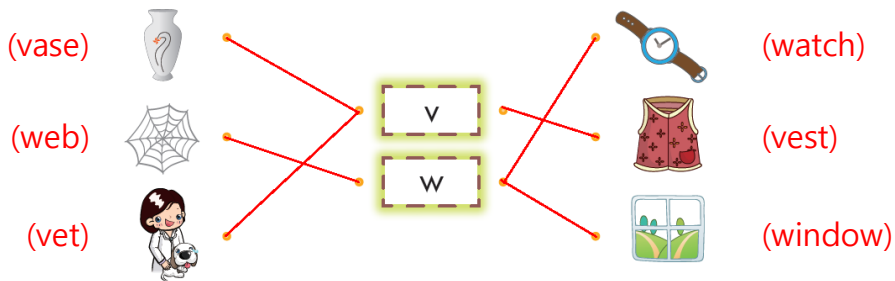
What is that?  
It is a little car.

Four speech bubbles on the left and four icons on the right. Red lines connect the speech bubbles to the icons: 'tree' to 'tree', 'bug' to 'bug', 'house' to 'house', and 'car' to 'car'.

3.



4.



5.



(그림 그리기)

- 1) 나무에 새 한 마리
- 2) 왼쪽에 집 한 채
- 3) 길 위에 차 한 대

6.

